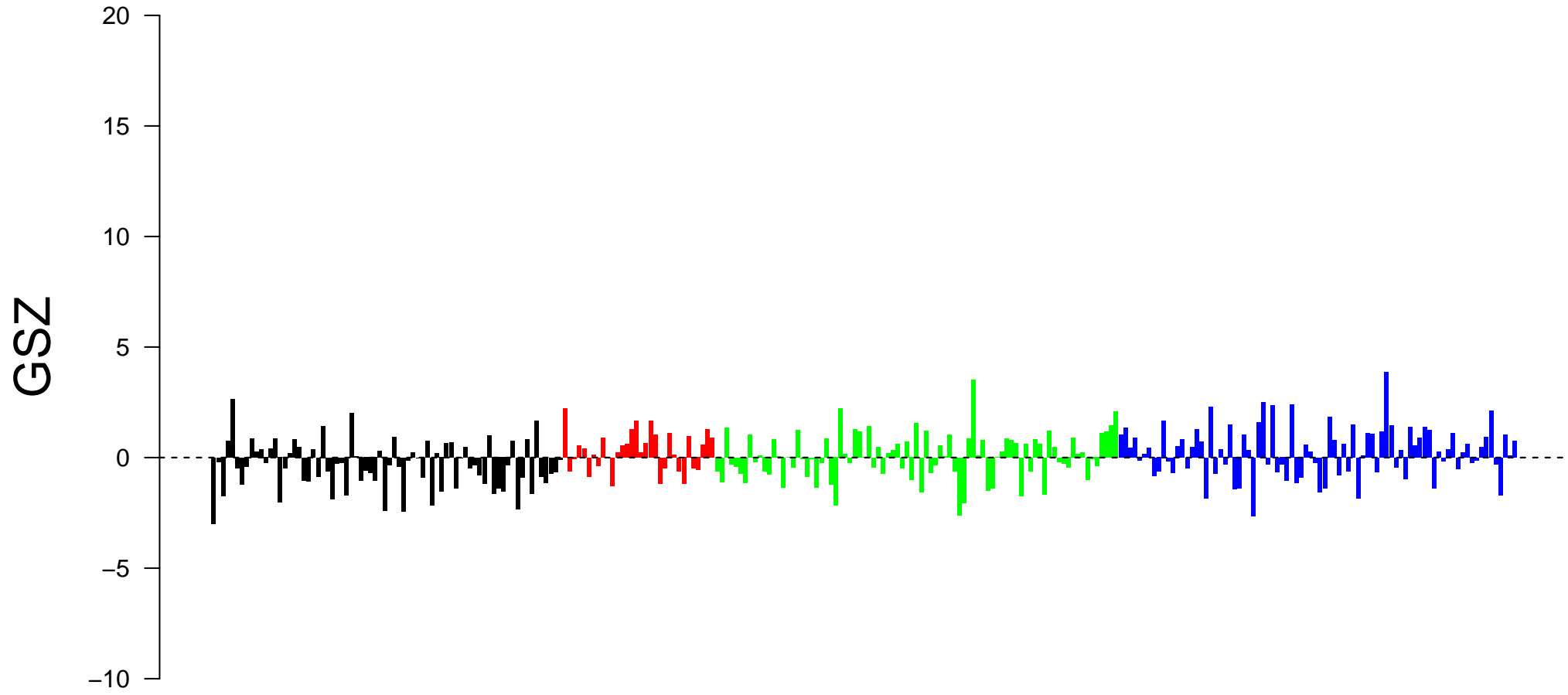
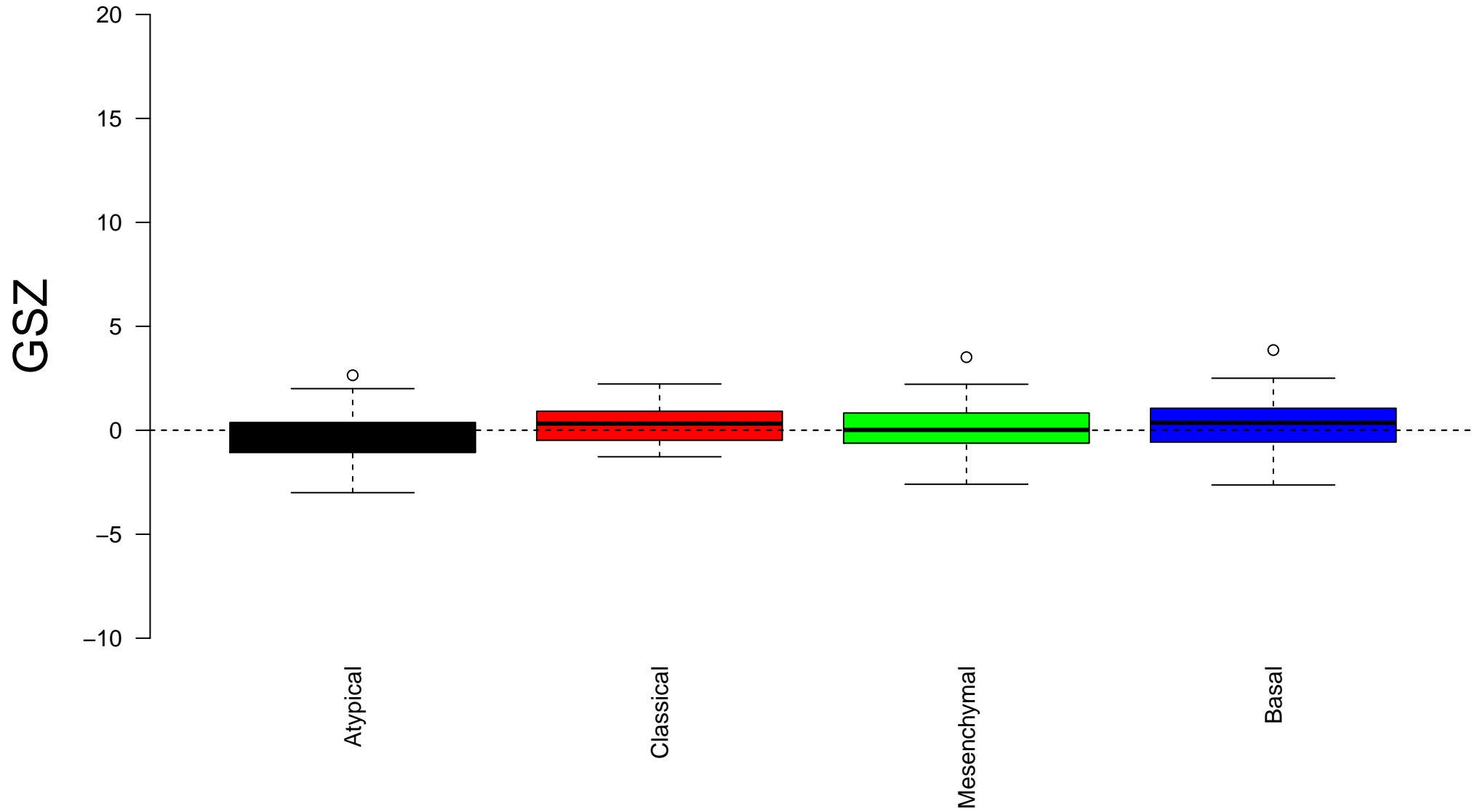



hsa-miR-575



# hsa-miR-575



### Enrichment in spots: hsa-miR-575



# Expression of hsa-miR-575 in Spot A

$\Delta e$

1.0

0.5

0.0

-0.5

-1.0



# Expression of hsa-miR-575 in Spot B

$\Delta e$

1.0

0.5

0.0

-0.5

-1.0



# Expression of hsa-miR-575 in Spot C

$\Delta e$

1.0  
0.5  
0.0  
-0.5  
-1.0



# Expression of hsa-miR-575 in Spot D

$\Delta e$

1.0

0.5

0.0

-0.5

-1.0



# Expression of hsa-miR-575 in Spot E

$\Delta e$

1.0

0.5

0.0

-0.5

-1.0





# Expression of hsa-miR-575 in Spot F

$\Delta e$

1.0

0.5


0.0

-0.5


-1.0




# Expression of hsa-miR-575 in Spot G



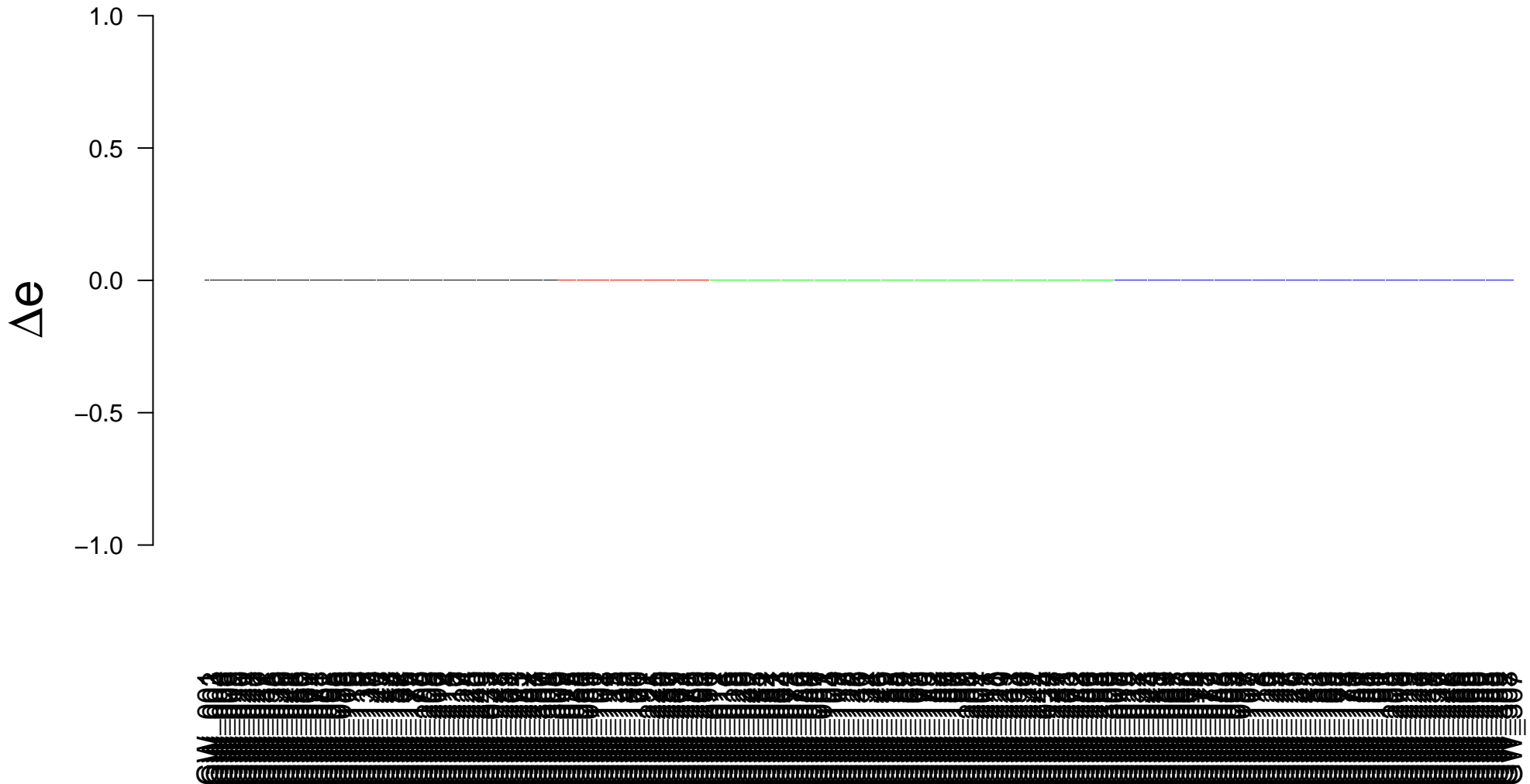
# Expression of hsa-miR-575 in Spot H



Expression of hsa-miR-575 in Spot I



# Expression of hsa-miR-575 in Spot J



# Expression of hsa-miR-575 in Spot K

$\Delta e$

1.0

0.5

0.0

-0.5

-1.0



# Expression of hsa-miR-575 in Spot L

$\Delta e$

1.0

0.5

0.0

-0.5

-1.0



# Expression of hsa-miR-575 in Spot M

$\Delta e$

1.0

0.5

0.0

-0.5

-1.0





# Expression of hsa-miR-575 in Spot N

$\Delta e$

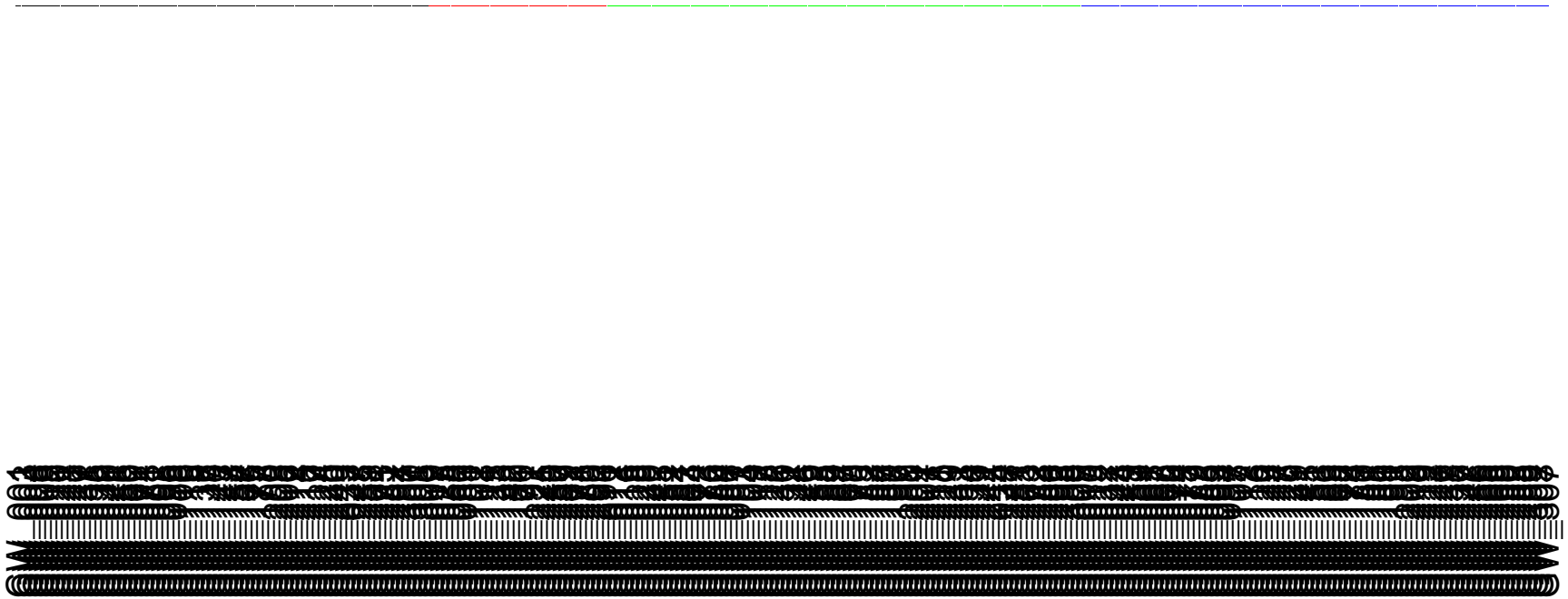
1.0

0.5

0.0

-0.5

-1.0



# Expression of hsa-miR-575 in Spot O

$\Delta e$

1.0

0.5

0.0

-0.5

-1.0



# Expression of hsa-miR-575 in Spot P

$\Delta e$

1.0

0.5

0.0

-0.5

-1.0



# Expression of hsa-miR-575 in Spot Q

$\Delta e$

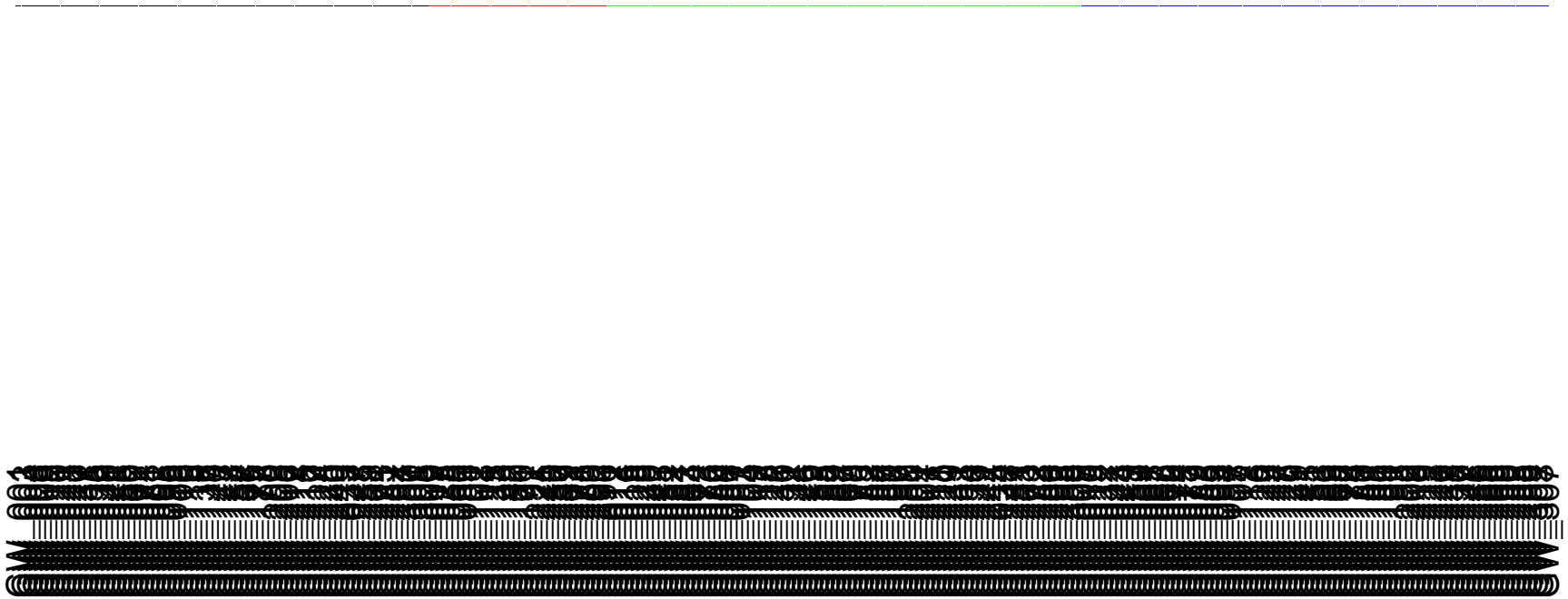
1.0

0.5

0.0

-0.5

-1.0



# Expression of hsa-miR-575 in Spot R

$\Delta e$

1.0

0.5

0.0

-0.5

-1.0

